

Learn to read clock and tell time

Telling time is more than reading clock. It is an important life skill a child should learn as soon as possible.

This pack of worksheets and printables

- provide your child with the necessary practice to ensure she master each step of the telling time skill.
- serve as essential learning material for you to coach your child as she progresses.

The content of worksheets are
categorize into:

(1) Clock Craft

(2) Tell Time with Daily Activities

(3) Learn to read clock and tell
time.

(4) Addition and Subtraction of
Time

(5) Tell digital time, using a.m. and
p.m.

(6) Convert time and Duration

(7) Solve Story Word Problems

(8) Learn to spell Days and Months

It is not necessary to follow the
sequence. You can print out and use
the respective category when you
deem your child is ready to learn
the respective skill.

There are many ways you can use these printables:

- use them as it is ie worksheets
- cut them up and distribute among children. Challenge each child to work on a different clock instead of the entire worksheets.
- play a round of matching game; cut up the answers and do a match with corresponding questions.
- decorate the classroom with these clocks since it comes in color.

Refer to

<http://www.teachkidlearn.com/1/post/2016/09/telling-time.html> for tips on how to make telling time easy for kids.

Have fun with your child!

Topic: Clock Craft and Tell Time with Daily Activities

Time is abstract but even preschooler can learn about time in a different way.

(1) Clock Craft

Make a clock. Introduce hour and minute hands. Learn that there are 12 hours on a clock face.

(2) Tell time with Activities

Worksheets include usual daily activities of a child. Get kid to write down the time she does each activity.


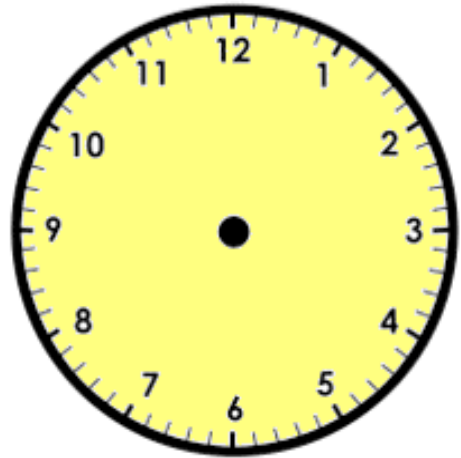
Name: _____

Date: _____

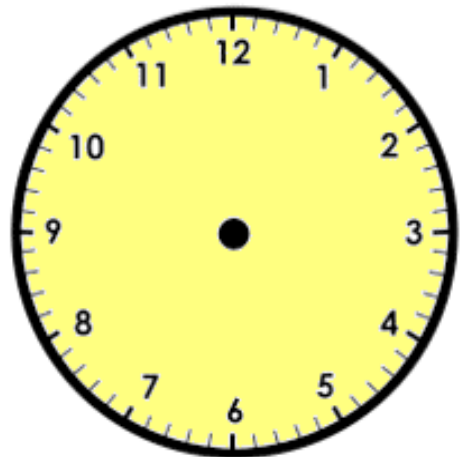
Daily Activities and Time



Wake up



Breakfast



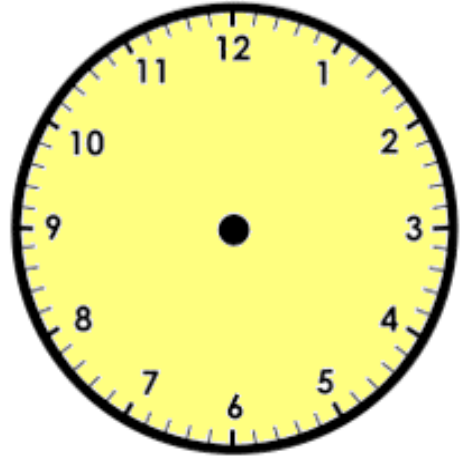
Name: _____

Date: _____

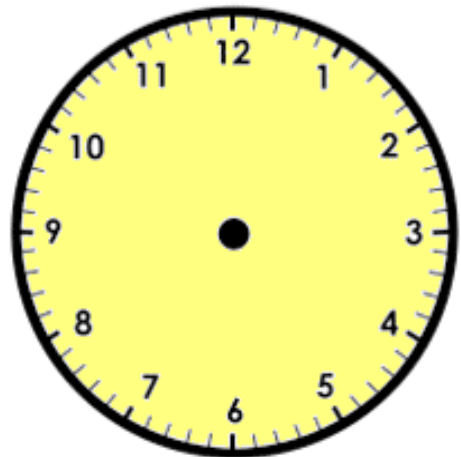
Daily Activities and Time



School



Lunch



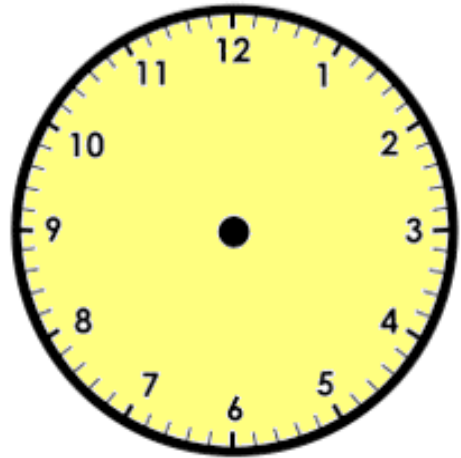
Name: _____

Date: _____

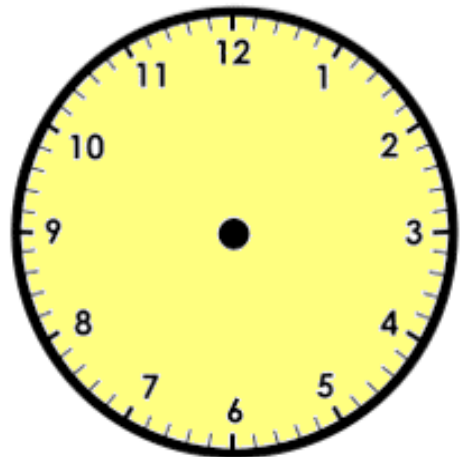
Daily Activities and Time



Study



Play



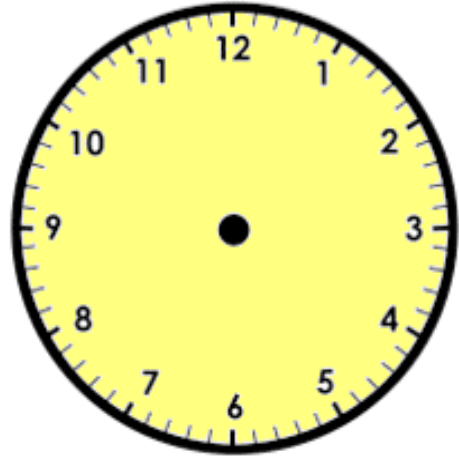
Name: _____

Date: _____

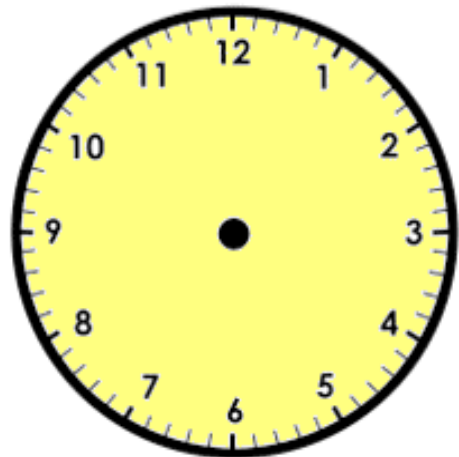
Daily Activities and Time



Dinner



Sleep




Some Worksheets

Sample from the Pack

Name: _____ Date: _____

Find these words in the puzzle

APRIL
AUGUST
DECEMBER
FEBRUARY
JANUARY
JULY



JUNE
MARCH
MAY
NOVEMBER
OCTOBER
SEPTEMBER

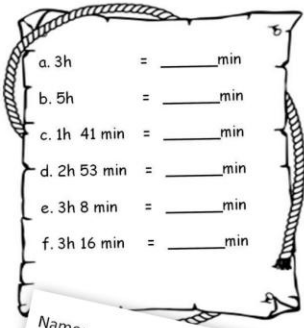
R P N P L H O R M S Y Q B K Q
F E B J Z J U E Y A E R I J Z L
T U B J X F B Z K R P A F C K P
V B J M O J S Z C T U X A B H
I B K T E Z B D H E N H L A C
G Q C O G V E T N M A A X Y U
X O A G D C O G H B J P Z U X
N U X M E P P N P E G D R W R
N T U M O C S D D R Z L X I F
O M B Y R A U R B E F T D S L
T E D M H B C I D S Z K V K X
R A U G U S T J S A R U K C B
E Y A K F L N V E N U J Z B M
T W T M Y P B G Z W P D F A T

Copyright © 2013 Mrs. Sue Year. All rights reserved.

Name: _____ Date: _____

Convert time into Hour and Minutes

2. Write in Minutes



a. 3h = _____ min
b. 5h = _____ min
c. 1h 41 min = _____ min
d. 2h 53 min = _____ min
e. 3h 8 min = _____ min
f. 3h 16 min = _____ min

Copyright © 2013 Mrs. Sue Year. All rights reserved.

Name: _____ Date: _____

2. These clocks show time in 24-hour. Write down the time using a.m. or p.m.


00:12 07:25 10:55
15:12 18:37 22:34
13:43 20:19 21:00

Copyright © 2013 Mrs. Sue Year. All rights reserved.

Name: _____ Date: _____


Learn to tell time (by hour)


Write the time shown below each clock



Copyright © 2013 Mrs. Sue Year. All rights reserved.

Name: _____ Date: _____

1. John started doing his homework at 9:45 a.m. He finished at 1:10 p.m. How long did he take to do his homework? 

2. Kathy's father took 2h 35 min to repair his car. He started at 11:25 a.m. What time did he finish? 


Copyright © 2013 Mrs. Sue Year. All rights reserved.

Name: _____ Date: _____

3. Convert time. Learn a.m. or p.m.

Fill in the time in the 12-hour clock column

24-hour clock	12-hour clock	Program
08 15	8:15 a.m.	Depart School
09 45		Arrive in National Zoo Park
12 00		Lunch in National Zoo Park cafeteria
13 15		Continue Zoo tour
17 00		Depart National Zoo Park
18 30		Arrive in School

Excursion to National Zoo Park 

Copyright © 2013 Mrs. Sue Year. All rights reserved.